



[Bookmark](#) / [Discuss](#) / [Edit](#) this page or [submit new](#).

back connector of Motorola Gm300 sm50..etc... mobile radios









[x pins UNKNOWN connector](#)

0

AdChoices 

**Official**  
**Digi-Key Site**  
Search Our Huge  
Selection of  
Quality Electronic  
Components  
Here!  
[www.digikey.com](http://www.digikey.com)

Pin Name	Pin Number	Description
	1	EXT SPK- Speaker conexion OUT -
	2	EXT MIC Audio input for MIC
	3	EXT PTT PTT push to talk (MIC PTT)
	4	EXT ALARM External alarm HORN
	5	INPUT FLAT Audio Input
	6	SPARE SPARE Conexion
	7	GND GROUND
	8	COR (COR) Programmable O/P
	9	EMERG SW EMERGENCY Switch(Foot sw)
	10	IGN Sense IGNITION SENSOR
	11	RX AF OUT AUDIO OUTPUT FROM RECEIVER
	12	I/O INPUT/OUTPUT PROGRAMMABLE
	13	SW A+ SENSE SW SENSOR A+
	14	I/O INPUT/OUTPUT PROGRAMMABLE
	15	INT SPK + INTERNAL Speaker conexion OUT +
	16	EXT SPK + EXTERNAL Speaker conexion OUT +

Is this document  correct or  incorrect?

There are 1 reports in our database: 1 positive and 0 negative.

[Add by Google](#)    
 [Motorola Mobile](#)    
 [Motorola Phone](#)    
 [Motorola Radios](#)    
 [Wiring Diagram](#)

Pinouts.ru > [MP3 players and other portable devices pinouts listing](#) > Pinout of Accessories for Radios SM50-GM300 and layout of connector

Last updated 2008-06-28 21:56:54.

This page contain parts under Copyright © 2000-2011 by pinouts.ru team.  
No portion of this webpage may be reproduced in any form without providing visible HTML link to Pinouts.ru. Webmaster permission required in any other cases.  
Efforts have been made to ensure this page is correct, but it is the responsibility of the user to verify the data is correct for their application.



**ACCESSORY CONNECTOR  
LOOKING AT BACK OF RADIO**

- |                  |                     |
|------------------|---------------------|
| 1 EXT SPKR -     | 9 PROG I/O 9        |
| 2 MIC AUDIO      | 10 IGNITION CONTROL |
| 3 MIC PTT        | 11 RX AUDIO         |
| 4 EXT AL/PRG O/P | 12 PROG I/O 12      |
| 5 FLAT TX AUDIO  | 13 SWA+ SENSE       |
| 6 PROG I/O 6     | 14 PROG I/O 14      |
| 7 GROUND         | 15 INT SPKR +       |
| 8 PROG I/O 8     | 16 EXT SPKR +       |

*which*

*cor*

←